

FICHA BÁSICA ETF SECTOR BANCA EUROPA: iShares EURO Banks (EXX1)



Price % EXX1



Investment Objective and Strategy

The primary objective of iShares EURO STOXX Banks 30-15 (DE) is to track the performance of the EURO STOXX Banks 30-15 Index. The index represents all companies from the Banks supersector defined by the Industry Classification Benchmark (ICB) out of the EURO STOXX Index, which comprises the largest Eurozone stocks by free float market capitalisation. The indices are capped at 30% for largest and 15% for the second largest constituent, in order to comply with UCITS diversification criteria.

Style Details EXX1

Avg Market Cap EUR 32,546 Mil	Benchmark Market Cap EUR 43,562 Mil	Category Avg Market Cap EUR 41,298 Mil	Ownership Zone 	Holdings Style <table border="1"> <tr> <td>66</td> <td>23</td> <td>2</td> <td>Large</td> </tr> <tr> <td>5</td> <td>1</td> <td>3</td> <td>Mid</td> </tr> <tr> <td>0</td> <td>0</td> <td>0</td> <td>Small</td> </tr> </table>	66	23	2	Large	5	1	3	Mid	0	0	0	Small
66	23	2			Large											
5	1	3	Mid													
0	0	0	Small													
Market Capitalization																
Size	% of Portfolio	Benchmark	Category Avg													
Giant	55.75	52.30	59.29													
Large	35.13	35.74	25.63													
Medium	8.83	11.89	11.67													
Small	0.29	0.05	2.92													
Micro	0.00	0.02	0.49													
Value & Growth Measures																
Stock Portfolio	Benchmark	Category Avg														
Greater Asia	Americas	Greater Europe														

Value & Growth Measures

	Stock Portfolio	Benchmark
Price/Prospective Earnings*	10.81	13.07
Price/Book*	0.72	1.22
Price/Sales*	1.06	1.71
Price/Cash Flow*	2.82	3.36
Dividend Yield %*	4.34	2.88
Long-Term Earnings %	31.43	9.79
Historical Earnings %	-14.01	2.40
Sales Growth %	-24.64	-10.20
Cash-Flow Growth %	-0.77	-2.54
Book-Value Growth %	-22.05	-1.52

MPT Statistics EXX1

Sector Equity Financial Services

3-Year 5-Year 10-Year 15-Year

3-Year Trailing	Index	R-Squared	Beta	Alpha	Treynor Ratio	Currency
EXX1	FTSE MIB PR EUR	92.95	1.20	5.68	-	USD

vs. Best-Fit Index

EXX1 MSCI World/Financials NR USD

Category	Sector Equity Financial Services	R-Squared	Beta	Alpha	Treynor Ratio	Currency
EXX1	MSCI World/Financials NR USD	99.39	1.82	-18.34	6.48	EUR

vs. Standard Index

EXX1 MSCI World/Financials NR USD

Category	Sector Equity Financial Services	R-Squared	Beta	Alpha	Treynor Ratio	Currency
EXX1	MSCI World/Financials NR USD	-	-	-	-	EUR

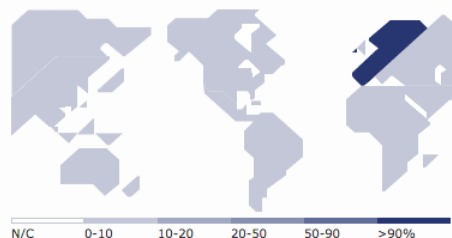
Management and Contact Information EXX1

Fund Inception Date	04/25/2001
Name of Issuer	BlackRock Asset Management (DEU) AG
Investment Advisor	BlackRock Asset Management (DEU) AG
Address	BlackRock Asset Management Deutschland AG, Max-Joseph-Str. 6,
Phone	089926948888
Website	www.iShares.de

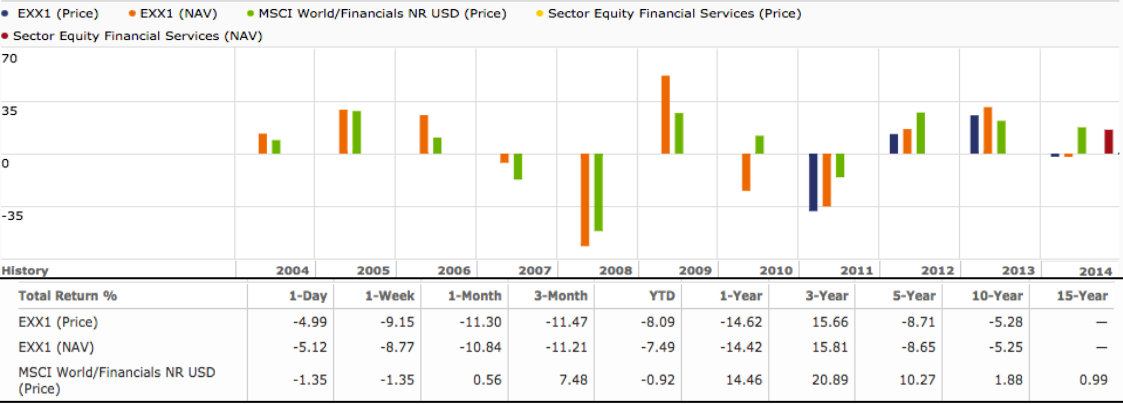


Type	% Net	% Short	% Long	Bench- mark	Cat Avg
Cash	0.17	—	0.17	0.02	1.09
Stock	99.83	—	99.83	99.82	98.39
Bond	0.00	—	0.00	0.00	0.26
Other	0.00	—	0.00	0.16	0.26

As of 12/31/2014



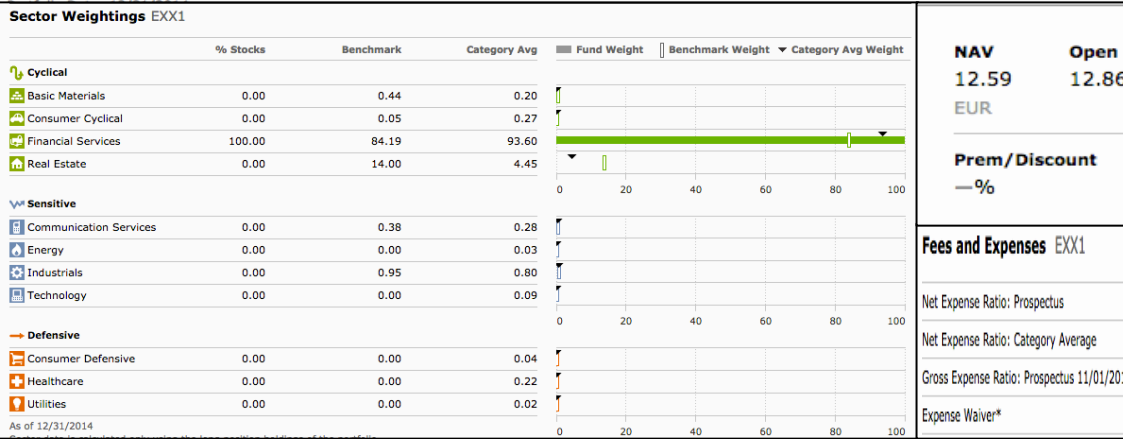
Annual Returns EXX1



Total Return %	1-Day	1-Week	1-Month	3-Month	YTD	1-Year	3-Year	5-Year	10-Year	15-Year
EXX1 (Price)	-4.99	-9.15	-11.30	-11.47	-8.09	-14.62	15.66	-8.71	-5.28	-
EXX1 (NAV)	-5.12	-8.77	-10.84	-11.21	-7.49	-14.42	15.81	-8.65	-5.25	-
MSCI World/Financials NR USD (Price)	-1.35	-1.35	0.56	7.48	-0.92	14.46	20.89	10.27	1.88	0.99

Morningstar Risk & Rating Statistics EXX1

	12/31/2014	3-Year	5-Year	10-Year	Overall
Morningstar Return					
EXX1		Below Average	Low	Low	Low
Morningstar Risk					
EXX1		High	High	High	High
Morningstar Rating					
EXX1		★	★	★	★



Overview EXX1

Net Assets (Bil) 01/09/2015	1.1 EUR	Turnover Ratio	—	12 Month Yield 12/31/2014	2.65%
Primary Prospectus Benchmark	EURO STOXX Banks 30-15 NR EUR	Morningstar Category	Sector Equity Financial Services	Legal Structure	Open Ended Investment Company
Exchange Traded Note	No	Leveraged	No	Inverse/Short	—
Annual Turnover	—	Category Avg Turnover	530%	Yield(TTM)	2.65%
Stock Holdings(Long)	32	Stock Holdings(Short)	—	Assets in Top 10 Holdings	79.35%
Bond Holdings(Long)	0	Bond Holdings(Short)	—	Other Holdings(Long)	1
Other Holdings(Short)	—				—

NAV	12.59	Open Price	12.86	Day Range	12.52-13.04	52-Week Range	---	12-Mo. Yield	2.65%	Total Assets	1.07 bil EUR	Expenses	0.51%
Prem/Discount	—%	Volume	10590	Avg Vol.	864,925	Bid/Ask/Spread	12.58/ 12.64/ 0.40%	ISIN	DE0006289309	Replication Method	Full		

Fees and Expenses EXX1

Net Expense Ratio: Prospectus	0.51%
Net Expense Ratio: Category Average	0.35%
Gross Expense Ratio: Prospectus 11/01/2014	—
Expense Waiver*	No

Volatility Measures EXX1

	3-Year	5-Year	10-Year	15-Year
3-Year Trailing				
EXX1	26.57	14.23	0.44	0.55
MSCI World/Financials NR USD	8.69	22.16	1.30	2.28
Category: Sector Equity Financial Services	—	19.26	—	—