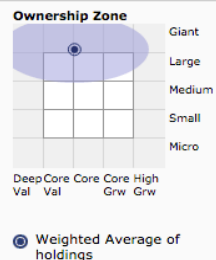


# FICHA BÁSICA ETF IEV EUROPA : iSHARES Europe 350 (IEV)



## Style Details IEV

<b>Avg Market Cap USD</b> 48,809 Mil	<b>Benchmark Market Cap USD</b> 44,572 Mil	<b>Category Avg Market Cap USD</b> 30,182 Mil
<b>Market Capitalization</b>		
Size	% of Portfolio	Benchmark
Giant	58.42	55.38
Large	34.01	33.71
Medium	7.49	10.91
Small	0.07	0.00
Micro	0.00	0.00



**Holdings Style**

35	33	24	Large
3	3	1	Mid
0	0	0	Small

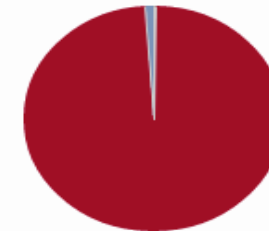
Value Blend Growth

Portfolio Weight%  
● > 50%

## Quarterly / Annual Total Returns

	Q1	Q2	Q3	Q4	Annual
2015	-0.49 %				-0.49 %
2014	+1.75 %	+3.34 %	-7.19 %	-5.03 %	-7.32 %
2013	+1.04 %	-0.16 %	+13.86 %	+8.06 %	+24.12 %
2012	+10.70 %	-7.19 %	+8.37 %	+8.27 %	+20.54 %
2011	+6.47 %	+2.81 %	-24.26 %	+6.91 %	-11.37 %
2010	-1.59 %	-16.46 %	+20.73 %	+4.46 %	+3.68 %
2009	-17.86 %	+25.54 %	+22.82 %	+1.86 %	+29.00 %
2008	-8.16 %	-4.94 %	-18.00 %	-20.89 %	-43.37 %
2007	+3.21 %	+7.93 %	+1.94 %	-1.45 %	+11.91 %
2006	+10.00 %	+2.81 %	+5.74 %	+10.85 %	+32.56 %
2005	+0.20 %	-1.19 %	+8.12 %	+2.60 %	+9.83 %
2004	+1.36 %	+2.31 %	+0.26 %	+14.87 %	+19.42 %
2003	-9.58 %	+22.94 %	+2.82 %	+20.30 %	+37.50 %
2002	-0.15 %	-4.24 %	-21.95 %	+10.09 %	-17.84 %
2001	-15.81 %	-1.22 %	-14.00 %	+9.39 %	-21.77 %

## Asset Allocation IEV



Cash	0.12%
US Stock	0.17%
Non US Stock	98.78%
Bond	0.00%
Other	0.93%

As of 01/02/2015

## IEV: iShares S&P Europe 350 Index Fund

<b>Last Price</b>	42.32
<b>Dividend *</b>	\$1.61
<b>Yield *</b>	3.81 %
<b>Dividend Payments *</b>	2

<b>Volatility *</b>	13.8 %
<b>S&amp;P 500 Volatility *</b>	11.2 %
<b>S&amp;P 500 Correlation *</b>	+0.81

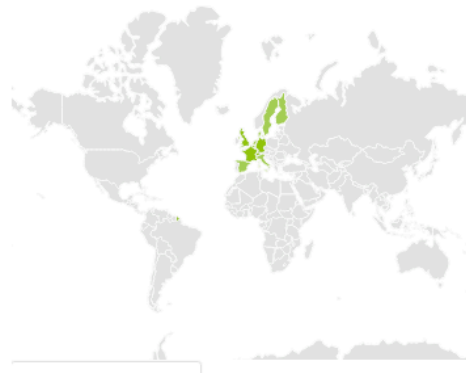
<b>Net Assets (Million)</b>	\$2,825
<b>First Data</b>	Jul 25, 2000
<b>More Info</b>	<a href="#">Issuer Website</a>

## Exposure Breakdowns

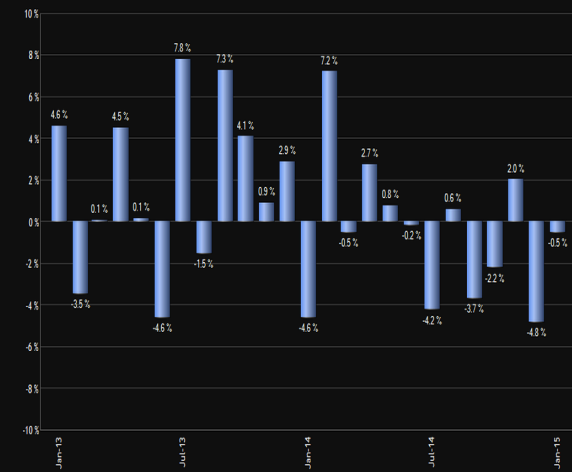
### Geography Sector

as of 31-Dec-2014

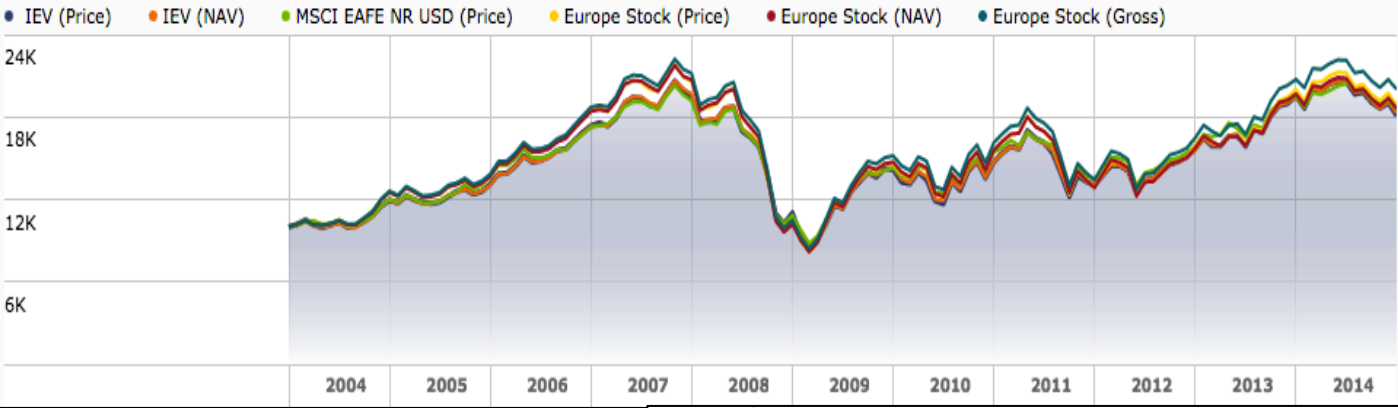
United Kingdom	32.25%
France	14.72%
Switzerland	14.26%
Germany	13.36%
Spain	5.4%
Sweden	4.67%
Netherlands	4.09%
Italy	3.56%
Denmark	2.15%
Belgium	2.06%
Finland	1.35%
Other	2.14%



## Monthly Total Returns (including all dividends): Jan-13 - Jan-15



Growth of 10,000 IEV



Management and Contact Information IEV

Fund Inception Date	07/25/2000
Name of Issuer	iShares
Investment Advisor	BlackRock Fund Advisors
Address	iShares, 525 Washington Boulevard, Suite 1405, USA
Phone	800-474-2737
Website	<a href="http://www.ishares.com">www.ishares.com</a>

Morningstar Risk & Rating Statistics IEV

11/30/2014	3-Year	5-Year	10-Year	Overall
Morningstar Return				
IEV	Average	Below Average	Below Average	Below Average
Morningstar Risk				
IEV	Above Average	Average	Average	Average
Morningstar Rating				
IEV	★★★	★★	★★★	★★★

	2009	2010	2011	2012	2013
Total Return (%)	34.29	2.70	-11.08	18.64	25.17
Market Price (%)	29.17	3.75	-11.36	20.59	23.92
Benchmark (%)	35.21	2.50	-10.76	19.23	25.70

Top 10 All

as of 31-Dec-2014

Holding	Weight (%)	Sector	Country	Market Value
NOVARTIS NOVN NOVARTIS AG	3.17	Health Care	Switzerland	\$83,278,203
NESTLE NESN NESTLE SA	2.98	Consumer Staples	Switzerland	\$78,390,580
ROCHE ROG ROCHE HOLDING AG	2.40	Health Care	Switzerland	\$63,186,452
HSBC HSBA HSBC HOLDINGS PLC	2.28	Financials	United Kingdom	\$59,918,710
RDSA ROYAL DUTCH SHELL PLC CLASS A	1.85	Energy	United Kingdom	\$43,337,420

Sector Weightings IEV

	% Stocks	Benchmark	Category Avg
Cyclical			
Basic Materials	8.39	8.35	6.84
Consumer Cyclical	9.61	9.64	14.59
Financial Services	21.62	21.53	22.01
Real Estate	0.81	1.31	1.41
Sensitive			
Communication Services	5.25	5.69	6.12
Energy	8.17	7.84	6.12
Industrials	9.53	9.91	12.32
Technology	4.37	4.23	5.67
Defensive			
Consumer Defensive	13.52	13.68	10.93
Healthcare	14.43	13.74	10.41
Utilities	4.31	4.08	3.57

KEY FACTS

Net Assets as of 02-Jan-2015	\$2,604,882,998
Inception Date	Jul 25, 2000
Exchange	NYSE Arca
Asset Class	Equities
Benchmark Index	S&P Europe 350 Index
Index Ticker	SP350NW
Shares Outstanding	61,400,000
Number of Holdings as of 30-Dec-2014	362
CUSIP	464287861
Closing Price as of 02-Jan-2015	42.32
20 Day Avg. Volume	233,411
Premium/Discount as of 02-Jan-2015	-0.27%
Options Available	Yes
FEES as of 31-Mar-2014	
Expense Ratio	0.60%

INVESTMENT OBJECTIVE

The iShares Europe ETF seeks to track the investment results of an index composed of European equities.